

Kentucky High School Athletic Association

To: Superintendent, Principal, and Athletic Director

From: Louis Stout, Commissioner
Brigid L. DeVries, Executive Assistant Commissioner




Date: May 1, 2002

Subject: 2001-2002 Annual Report Forms Submission

School: Daviess County High School

Enclosed please find a copy of Form T-65, The 2001-2002 Annual Report Forms Checklist. In addition, you may find an attachment with corrected copies of the forms submitted by your school personnel. Please review this information so the forms can be completed accurately in the future. Also, KHSAA Audit Staff may have requested a re-submission of some of the 2001-2002 Annual Report Forms or need additional information on your athletic programs. Please submit this information by the date requested if this is applicable. Copies and all KHSAA Title IX documents must be kept current and included in your permanent Title IX File at the school. All documents are subject to Open Records Requests.

Should you need any further information, please do not hesitate to call anytime.



Memo

To: KHSAA Member School Superintendents, Principals, and Athletic Directors

From: Louis Stout, Commissioner
Brigid L. Devries, Executive Assistant Commissioner

Date: April 30, 2002

Re: 2002 Title IX Forms Submission

School	Davless County	Reviewed by	Phyllis Catlett
--------	----------------	-------------	-----------------

The following is a status report regarding the required 2001 - 2002 Title IX submission of forms due in to the KHSAA office by April 15, 2002. Appropriate audit personnel have reviewed these forms and the following is a summary of this review.

I. Checklist of Forms properly submitted in a satisfactory manner:

<input checked="" type="checkbox"/>	GE 19 (Annual Verification)	<input checked="" type="checkbox"/>	T-35 (Budget Expenses)
<input checked="" type="checkbox"/>	T-1 (Summary Program Chart 1)	<input checked="" type="checkbox"/>	T-36 (Budget Expenses)
<input checked="" type="checkbox"/>	T-2 (Summary Program Chart 2)	<input checked="" type="checkbox"/>	T-41 (Checklist - Overall Interscholastic Program)
<input checked="" type="checkbox"/>	T-3 (Summary Program Chart 3)	<input checked="" type="checkbox"/>	T-60 (Corrective Action Plan)
<input checked="" type="checkbox"/>	T-4 (Summary Program Chart 4)	<input checked="" type="checkbox"/>	T-63 (Interscholastic Survey Results)

II. Status

A.		2001 - 2002 Forms are satisfactory and no further information or action is necessary at this time.
B.	<input checked="" type="checkbox"/>	Errors have been noted with respect to the following forms and corrected copies are being returned to you for placement in your Title IX file to ensure proper submission in the future. Form T-2 (see attached)
C.		The following forms were omitted and must be submitted by school representatives.
D.	<input checked="" type="checkbox"/>	Other Recommendation and Comments: <i>1. None no improvements noted on plan</i>
		The improvements have been noted on the 2002 Corrective Action Plan Form T-60. Have a good summer.

APR 10 2002



**2001-2002 KENTUCKY HIGH SCHOOL ATHLETIC ASSOCIATION
ANNUAL VERIFICATION OF TITLE IX PROCEDURES**
(To be submitted by April 15, 2002 along with other required forms)

The DAVISS County High School, Owensboro, Kentucky
(Name of High School) (City)

certifies to the Kentucky High School Athletic Association that the following is an accurate and true representation of the facts surrounding compliance with Title 20, U.S.C. Titles 1681-1688, et. Seq. (also known as Title IX)

I certify the following provisions in accordance with records at the school contained in the permanent Title IX file, and to the best of my knowledge have completed the following tasks. (All boxes must be checked)

Established a gender equity committee at the high school. (list committee personnel and provide attachment if necessary)

Name	Address	Phone	Title
Curtis Turley	512 W. 15th St. Owensboro Ky	926-1760	ath. Director
Alan Marksberry	3466 Legacy Row Owensboro Ky	926-7473	Asst. Principal
Lexie Blue	7075 Hwy 541 Philpot Ky	4366 729-2827	Female Coach
Jeff Hurley	1718 NAUNO Dr. Owensboro Ky	4301 683-8871	Male Coach
Danny Russell	3551 Bold Fenber Way Owensboro Ky	42303 689-1568	Male Parent
Bev Long Enders	6670 Thorow Village Utica Ky	42376 729-9900	Female Parent
Dave Russell	3551 Bold Fenber Way Owensboro Ky	42303 689-1568	Male Student
Ashley Long	6670 Thorow Village Utica Ky	42376 729-9311	Female Student

Scheduled a minimum of three meetings during the 2001-2002 school year on the following dates:

1/14/2002 2/11/2002 3/11/2002

Designated the following person(s) as the Title IX coordinator for the School district:

<u>Curtis Turley</u>	<u>Ath. Director</u>	<u>512 W. 15th St. Owensboro Ky. 42301</u>	<u>270-926-1760</u>
Name	Title	Address	Phone

School personnel are continuing to make periodic reviews of the boys and girls athletics program reflected in the Corrective Action Plan.

In addition to the above information, the above referenced school maintains a complete permanent file relative to Title IX records including copies of the self-assessment audit, all corrective action plans, and other related materials.

Curtis Turley ath. Director

Principal's Signature Date 3/25 2002

Mary Tim Buff
Superintendent Signature School Board Chairpersons' Signature

(Send original copy to KHSAA - Maintain duplicate in Title IX school folder)

2001-2002
ACCOMMODATION OF INTERESTS AND ABILITIES
SUMMARY PROGRAM CHART 1

KHSAA
 Form T1
 Rev. 07/01

Participation Opportunities Test One

		(Column 1)	(Column 2)	(Column 3)	(Column 4)
	Program	Enrollment	Percentage of Total Enrollment	Number of Interscholastic Participants (double and triple count)	Percentage of Total Participation
Row 1	GIRLS	790	49%	303	42%
Row 2	BOYS	817	51%	420	58%
Row 3	Totals	1607	100%	723	100%

Instructions:

*Number of 8th grade students & below used in Column 4 calculations if applicable: 35

- Determine the total number of girls enrolled, (place in Row 1, Column 1). Determine the total number of boys enrolled, (place in Row 2, Column 1).
- Add the total number of girls and boys enrolled to determine total enrollment, (place in Row 3, Column 1).
- Calculate the percentage of total enrollment that is female. (Divide Row 1, Column 1 by row 3, Column 1 and place in Row 1, Column 2.) Calculate the percentage of total enrollment that is male. (Divide Row 2, Column 1 by Row 3, Column 1 and place in Row 2, Column 2.) Note: Row 1, Column 2 plus Row 2, Column 2 should total 100%.
- Ask the head coaches to review the most updated eligibility or squad lists for their teams. Ask coaches to confirm the names of those individuals who are on the team as of the first **date of competition**, and cross out the names of those who were cut from the team or quit the team prior to the first competitive event. Determine the total number of interscholastic athletics participants that are girls, (and place in Row 1, Column 3). In order to determine the total number of athletics participants, an individual should be counted each time he or she participates on a team. For example, if Jane Doe competes on the varsity volleyball team, the junior varsity volleyball team, the junior varsity basketball team, and the varsity softball team, she should be counted as four participants (**do not include club or intramural sports participants, cheerleaders, dance teams, or pom squads**). Calculate the same way for boys and girls. * In addition, should 8th grade students and below play on a Freshman, Junior Varsity, or Varsity team, they should also be counted for each team and sport on which they participate. If applicable, please asterisk the above notation as to how many 8th grade students & below are included. Using the same procedure, determine the total number of interscholastic athletic participants that are boys, (and place in Row 2, Column 3). Add Row 1, Column 3 plus Row 2, Column 3 to get total participants and place in Row 3, Column 3.
- Calculate the percentage of female participation. (Row 1, Column 3 divided by Row 3, Column 3 and place in Row 1, Column 4.) Calculate the percentage of male participation. (Row 2, Column 3 divided by Row 3, Column 3 and place in Row 2, Column 4.) Note: Row 1, Column 4 plus Row 2, Column 4 should total 100%.

Note: While being within three percent is not a formal compliance standard; if the percent listed in Row 1, Column 4 is within 3% of Row 1, Column 2, then it provides a good target within which compliance is likely.

Principal's Signature: *Curtis Turley* Date: 3/25/02

2001-2002
ACCOMMODATION OF INTERESTS AND ABILITIES
SUMMARY PROGRAM CHART 2

KHSAA
 Form T2
 Rev. 07/01

Participation Opportunities Test Two

		Column 1	Column 2	Column 3	Column 4	Column 5	
Program		Number of Teams Currently Offered	Number of Participants	Number of Teams Added in Last Five Years	Number of Participants Added in Last Five Years	Percent of Total Participation By Sex Added in Last 5 Years	
GIRLS	Row 1	varsity:	9	162	1	12	4%
	Row 2	j.v.:	8	109	1	10	3%
	Row 3	frosh:	3	32	2	23	8%
	Row 4	total:	20	303	4 Volleyball 13 F.S.V. Soccer F	45	15%
BOYS	Row 5	varsity:	9	200	0	0	0
	Row 6	j.v.:	8	161	0	0	0
	Row 7	frosh:	3	59	0	0	0
	Row 8	total:	20	420	0	0	0

- 1) List the number of interscholastic teams offered for girls and boys at each competitive level (for example, varsity, junior varsity, and freshman levels). Total each of the entries in Column 1 into Row 4, Column 1 and Row 8, Column 1.
- 2) List the number of interscholastic teams that have been added in the last five years at each competitive level. Total each of the entries in Column 3 into Row 4, Column 3 and Row 8, Column 3.
- 3) List the number of participants that are currently on each level of the teams that were added in the last five years. Total each of the entries in Column 2 into Row 4, Column 2 for girls and Row 8, Column 2 for boys. If a team was added previously but no longer exists, there are no current participants to be added for that team.
- 4) List the number of participants added in the last 5 years. Total each of the entries made in Column 4 into Row 4, Column 4 for girls and Row 8, Column 4 for boys.
- 5) Calculate the percentage of participants that have been added in the last five years (Column 4 divided by Column 2 on each line). For example, if girls' varsity soccer (22 participants), junior varsity soccer (18 participants), junior varsity golf (8 participants), and freshman softball (15 participants) have been added in the last five years, then 63 participation opportunities have been added for girls. If the total number of female participants in the program is 96 (taken from Form T-1, Row 1, Column 3), then 65.6% of the current opportunities (63 of 96) have been added in the last five years. Perform similar calculations for male participants.

Note: If the percentage of current participants added in the last five years is 25% or greater, compliance with test two may be possible. If less than 25%, then compliance with test three should be analyzed. **CAUTION:** 25% is not a formal compliance standard.

Principal's Signature: *Curtis Turley* *Asst. Director* Date: 3/25/02

2001-2002
ACCOMMODATION OF INTERESTS AND ABILITIES
SUMMARY PROGRAM CHART 3

Participation Opportunities Test Three

For any question answered "YES" identify the respective sport(s).

	GIRLS (Yes / No)		BOYS (Yes / No)
1. Is there an intramural team offered in a sport not now available in the interscholastic athletics program? (YES or NO)	No		
2. For a sport <u>not</u> currently offered, is there sufficient interest to form a viable interscholastic team based on participation on an intramural team or community recreation teams? (YES or NO)	No		
3. For a sport <u>not</u> currently offered, is there sufficient interest to form a viable interscholastic team with the interscholastic survey.	No		
4. For a sport currently offered, is there interest to form a viable team for a junior varsity, freshman, or other intramural level that is not currently offered? (YES or NO)	No		
5. If you answered YES to question (1), (2), (3) or (4), are there enough high schools in your geographic area offering the sport (at the appropriate level) to allow for the development of a reasonable schedule of competition. (YES or NO)			

Curtis Turley *Attn. Director*
Burl Study

Principal's Signature: _____

Date: 3/25/02

2001-2002
ACCOMMODATION OF INTERESTS AND ABILITIES
SUMMARY PROGRAM CHART 4

KHSAA
 Form T4
 Rev. 07/01

Levels of Competition Test One

		(Column 1)	(Column 2)
	Team Levels	GIRLS	BOYS
Row 1	Total Number of Athletics Participants in All Levels	303	420
Row 2	Number of Varsity Teams Offered	9	9
Row 3	Number of Participants on all Varsity Teams	162	200
Row 4	Percentage of Total Varsity Participants By Sex	53 %	48 %
Row 5	Number of Junior Varsity Teams Offered	8	8
Row 6	Number of Participants on all Junior Varsity Teams	109	161
Row 7	Percentage of Total Junior Varsity Participants By Sex	36 %	38 %
Row 8	Number of Freshman Teams Offered	3	3
Row 9	Numbers of Participants on all Freshman Teams	32	59
Row 10	Percentage of Total Freshman Participants By Sex	11 %	14 %

- 1) Copy the number entered on Form T1, Row 1, Column 3 and place on Row 1, column 1 of this form.
- 2) Copy the number entered on Form T1, Row 2, Column 3 and place on Row 1, column 2 of this form.
- 3) List the number of teams at the varsity, junior varsity, and freshman levels for boys and girls (Rows #2,5,8) and place in the proper boxes in columns 1 and 2.
- 4) List the number of teams at the varsity, junior varsity, and freshman levels for boys and girls (Rows #3,6,9) and place in the proper boxes in columns 1 and 2.
- 5) Calculate the percentage of female and male participants at each level. (Rows #4,7,10)
 - Divide Row 3, Column 1 by Row 1, Column 1, and place the percentage in Row 4, Column 1.
 - Divide Row 3, Column 2 by Row 1, Column 2, and place the percentage in Row 4, Column 2.
 - Divide Row 6, Column 1 by Row 1, Column 1, and place the percentage in Row 7, Column 1.
 - Divide Row 6, Column 2 by Row 1, Column 2, and place the percentage in Row 7, Column 2.
 - Divide Row 9, Column 1 by Row 1, Column 1, and place the percentage in Row 10, Column 1.
 - Divide Row 9, Column 2 by Row 1, Column 2, and place the percentage in Row 10, Column 2.

Principal's Signature: _____

Date: _____



3/25/02

2001-2002

**BUDGETED AND ACTUAL EXPENDITURES - PROGRAM COMPARISON CHART
TO INCLUDE BOOSTER CLUB FUNDING**

	equipment and supplies		travel		awards		coaches' salaries (to include supplemental and extended employment)		facilities improvements		publications (if sport-specific)	
	B	E	B	E	B	E	B	E	B	E	B	E
G basketball	8,000	11,222.48					8,411.48					
B basketball	8,000	23,572.74					8,411.48					
G softball	6,250	612.26	Reports				4,664.57					
B baseball	6,250	8,133.58	(As of 3-25-2002) one each				4,664.57					
G cross country	3,000	5,696.05	Spent				1,949.93					
B cross country	3,000	8,715.53	Spent grants just starting				1,949.93					
G golf	1,500	1,610.87					1,949.93					
B golf	1,500	2,234.07					1,949.93					
G soccer	5,000	6,989.30					4,664.57					
B soccer	5,000	5,471.34					4,664.57					
G swimming	3,500	1,180.87					1,949.93					
B swimming							1,949.93					

"B" is for budgeted dollar amounts and "E" is for actual dollar expenditures. Expenditures should include items provided by third parties such as Booster Clubs.



Chris J. Jurek
Principal's Signature: *Chris J. Jurek*

Attn Director
Date: 3/25/02

**2001-2002
BUDGETED AND ACTUAL EXPENDITURES - PROGRAM COMPARISON CHART 2
TO INCLUDE BOOSTER CLUB FUNDING**

Teams	equipment and supplies		travel		awards		coaches' salaries (to include supplemental and extended employment)		facilities improvements		publications (if sport-specific)	
	B	E	B	E	B	E	B	E	B	E	B	E
G track	4,000	2,885.50					4,664.59					
B track	4,000						4,664.59					
G tennis	1,200	3.79					1,949.93					
B tennis	1,200	5.81					1,949.93					
G volleyball	2,500	4,872.84					4,664.59					
B wrestling												
G (list sport)												
B (football)	20,500	2,1025.49					8,411.48					
G (list sport)												
B (list sport)												

"B" is for budgeted dollar amounts and "E" is for actual dollar expenditures. Expenditures should include items provided by third parties such as Booster Clubs.

 Curtis Jurely
 Karl Harty
att. Jurely

Principal's Signature: _____

Date: 3/25/02

T-35 and T-36 2001-2002 Budgets and Expenditures

This includes all expenses by each sport including awards. Our accounting system does not separate on each account.

Net balances are carried over from previous year.

*Some teams advance further in the playoffs each year than others, accounting for some differences in expenses.

Also, some teams/players have purchased equipment and paid for overnight trips, that were run through that teams account, accounting for major differences in expenditures.

2001-2002 KHSAA TITLE IX ATHLETICS AUDIT

KHSAA
Form T41
Rev. 07/01

Checklist - Overall Interscholastic Athletics Program

Areas of Compliance	ADVANTAGE TO (Respond based on Internal Evaluation by checking the appropriate column.)		
	GIRLS' PROGRAM	BOYS' PROGRAM	NEITHER PROGRAM
Equipment and Supplies			✓
Scheduling of Games and Practice Time			✓
Travel and Per Diem Allowances			✓
Coaching			✓
Locker Rooms, Practice and Competitive Facilities	<i>Need more Locker Rooms</i>		
Medical and Training Facilities and Services			✓
Publicity			✓
Support Services			✓
Athletic Scholarships			N.A.
Tutoring			N.A.
Housing and Dining Facilities and Services			N.A.
Recruitment of Student Athletes			N.A.

Principal's Signature: *Carla Furley* *attn: Director* Date: 3/25/02

2001-2002 INTERSCHOLASTIC ATHLETICS SURVEY

Summary Of Student Responses

School Name: DAVISS County
 School Enrollment: 1607
 Date: 2-8-2002
 Completed By: Justin Turley ath. Dir.

Instructions:

1. Summarize the Student Athletics Interest Surveys Form T-61 by listing the total number of responses on the line next to each sport.
2. Under the Other Category please provide a listing of the sports as well as the number of students who are interested in participating.
3. Please sign and date the Summary Form (T-63) and mail the Summary Form only to the KHSAA by April 15, 2002. Do not mail the student surveys (Form T-61). However, these Forms should be maintained in your files in the event they are requested subsequently.

1200 Number of Surveys
1150 Total Returned *9/16/02*
9,10,11 Grades Surveyed

How Was The Survey Administered? Thru our advocate groups

Fall Sports (List Total Number of Participation Responses)

52 Cross Country (Girls)
36 Cross Country (Boys)
6 Field Hockey (Girls)
96 Football (Boys)
14 Golf (Girls)
44 Golf (Boys)
74 Soccer (Girls)
38 Soccer (Boys)
114 Volleyball (Girls)
16 Volleyball (Boys)

Winter Sport (List Total Number of Participation Responses)

62 Basketball (Girls)
110 Basketball (Boys)
76 Gymnastics (Girls)
78 Indoor Track (Girls)
78 Indoor Track (Boys)
50 Swimming & Diving (Girls)
22 Swimming & Diving (Boys)
84 Wrestling (Boys)

Spring Sport (List Total Number of Participation Responses)

- 82 Baseball (Boys)
- 38 Fast Pitch Softball (Girls)
- 82 Slow Pitch Softball (Girls)
- 38 Tennis (Girls)
- 34 Tennis (Boys)
- 86 Track (Girls)
- 72 Track (Boys)

Other Sports (From Student Survey T-61 Question 10)

Name of Sport	Number of Students Interested In Participating
<u>Ping Pong</u>	<u>12</u>
<u>Snowboarding</u>	<u>8</u>
<u>Racquetball</u>	<u>4</u>
<u>Bowling</u>	<u>27</u>
<u>Billiards</u>	<u>18</u>
<u>Rugby</u>	<u>43</u>
<u>Ice Hockey</u>	<u>8</u>

Number of Students who participate in Intramural Sports.
(From Student Survey T-61 Question 5)

Sport	Number
<u>BASKETBALL</u>	<u>150</u>

List Intramural Sports students are interested in adding:
(From Student Survey T-61 Question 6)

Sport	Number
<u>Volleyball</u>	<u>15</u>
<u>Softball</u>	<u>12</u>

Participation in Non-School Sports Activities
(From Student Survey T-61 Question 7)

<u>Sport</u>	<u>Number</u>
11 Hunting	
7 Fishing	
13 Skating	
10 Golf	

Reasons for not participating in interscholastic athletics.
(From Survey Question 8)

<u>Response</u>	<u>Number</u>
102 I prefer other activities such as band, chorus, etc.	
142 I don't have time	
28 The practice schedules and game times are inconvenient	
36 The sport I like isn't offered	
30 It's too expensive	
20 I prefer to participate in club or intramural sports	
166 Working	
Other	

Student Suggestions to encourage participation

Paul Staley
Curtis Jurek A.D.
 Principal's Signature

3/25/02

2-8-2002

Date